

CANT REMEMBER
NAME

to	to	to to	to	to	to
to	to			to	to
to	o	o	o	o	to
to	o	o	o	o	o

to to
o to
o to
to

to (to to)
o (to to)
to to
to

to to to
to

to to

to to to

to to

to

DONT KNOW

$\#0$ $\#0$ $\#0$ $\#0$ $\#0$ $\#0$ (0)
 $\#0$ $\#0$ $\#0$ $\#0$ $\#0$ $\#0$
 $\#0$ $\#0$ $\#0$ $\#0$ $\#0$ $\#0$

$\#0$
 $\#0 \rightarrow g7 \rightarrow f7$
 $\#0$
 $\#0$

$\#0$ $\#0$ $\#0$ $\#0$
 $\#0$ $\#0$ $\#0$ $\#0$

$\#0$ $\#0$ $\#0$ $\#0$
 $\#0$ $\#0$ $\#0$ $\#0$
 $\#0$ $\#0$ $\#0$ $\#0$

suspend



b₂ a₂

a₂

b₂ b₂

b₂


b₂ a₂

bass

G

D^b?

se



b₂ b₂

b₂

a₂

b₂

a₂

b₂

b₂

a₂

a₂

a₂

a₂

bass

B

A^b



a₂ b₂ a₂ #a₂

a₂

a₂

Dont give up.

gumbatte kudesa. GUMBATTE

the last of the aussie battlers

check out the hollywood hotel


could be down there

get closer to god

before the water ceremony

get on the sawse & get in touch with the source

its got out in it



GUMBATR



$\begin{matrix} b\phi \\ b\phi \end{matrix}$
 $\begin{matrix} b\phi \\ b\phi \end{matrix}$
 $\begin{matrix} b\phi \\ b\phi \end{matrix}$

$\begin{matrix} \phi \\ \phi \end{matrix}$
 $\begin{matrix} \phi \\ \phi \end{matrix}$
 $\begin{matrix} \phi \\ \phi \end{matrix}$
 $\begin{matrix} \phi \\ \phi \end{matrix}$
 $\begin{matrix} \phi \\ \phi \end{matrix}$
 $\begin{matrix} \phi \\ \phi \end{matrix}$

$\begin{matrix} \phi \\ \phi \end{matrix}$
 $\begin{matrix} \phi \\ \phi \end{matrix}$
 $\begin{matrix} \phi \\ \phi \end{matrix}$
 $\begin{matrix} \phi \\ \phi \end{matrix}$
 $\begin{matrix} \phi \\ \phi \end{matrix}$
 $\begin{matrix} \phi \\ \phi \end{matrix}$

\parallel
 $\begin{matrix} E \\ E \end{matrix}$
 $\begin{matrix} e^{\dagger} \\ e^{\dagger} \end{matrix}$
 $\begin{matrix} B \\ B \end{matrix}$
 $\begin{matrix} E/f \\ E/f \end{matrix}$
 $\begin{matrix} A \\ A \end{matrix}$
 \parallel

HEAVY



HI ECHO

7 0 0
0
6 0
6 0

7 0 0
0
6 0
0

7 0
0 0
0
0

6
0
0 0
0 0

0
2 0
6 0
6 0

0
0 0
0
0

0
0 0
0
0



0
0
0
0

0
0
0
0

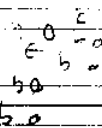

0
0
0
0

0
0
0
0



I know this feeling



o I've got to know well



can say I understand

$$D - B \in C \quad B/f \in L$$


10 EA 2



00 6a 60 60 60 60
00 60 60 60 60 60
0 0 00 00 00 00

60 60 60 60 60 60
00 00 00 00 00 00
00 00 00 00 00 00

00 00 00 00 00 00
00 00 00 00 00 00
00 00 00 00 00 00

60 60
60 60
60 60
60 60
60 60




SK IDEA



different rhythms

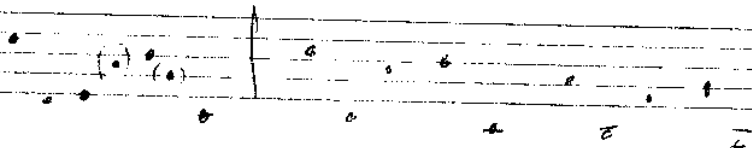
~~A~~

KEY OF A flat




D-

CLICK




12 tone lick

92159010



rhythmic lick (14)



ONIT FLEAD

to

60
 70

to to to

to


• b •

[illegible]



ON IT HEAD

A handwritten musical score on four systems of five-line staves. The notation is in a simplified, sketchy style. The first system includes a treble clef and a key signature of one sharp (F#). The first staff of the first system contains a series of notes, some beamed together, and a final measure with a double bar line. The second staff of the first system contains a series of notes, some beamed together, and a final measure with a double bar line. The third system contains two staves with notes and rests. The fourth system contains two staves with notes and rests. The notation is somewhat messy, with some notes and rests written in a simplified manner. The overall impression is that of a quick sketch or a first draft of a musical piece.


Interesting 5 finger patterns




POKEIST



tempo change every chorus



3/4 drums



A5 pedal

POU

he bo 8 58
bo bo o bo
bo o bo bo

bo
bo bo
bo

bo
bo bo bo o o o o
bo bo bo bo bo bo bo bo
bo bo bo bo bo bo bo bo

bo
bo bo o o
bo bo
bo bo

bo bo bo
bo bo bo
bo bo
bo bo

bo bo bo bo bo bo bo bo
bo bo bo bo bo bo bo bo
bo bo bo bo bo bo bo bo
bo bo bo bo bo bo bo bo


Practice Idea



1



five 4

2



PRACTICE

up 2 den floras



SAL 2

EASY SOLOS

Handwritten musical notation for guitar, showing two staves. The first staff contains notes with accidentals and a double bar line. The second staff contains notes with accidentals and a double bar line. Chords are written above the staves: D/F# (first measure), G (second measure), C (third measure), D7 (fourth measure), and 4x (fifth measure). The word "E-" is written below the first staff. The word "F#7" is written below the second staff.

Handwritten musical notation for drums, showing two staves. The first staff contains a drum pattern with a double bar line. The second staff contains a drum pattern with a double bar line. The word "DRUMS" is written above the first staff.

groove?

Handwritten musical notation for a groove, showing a single staff with a double bar line.


C9

A9

C#
F

Sal

*
A/D C[#] - B - E -



play with G

G E³ B

07 C7

SAL

\$
D/f

G

C


D

C/G

C

E-


A-



D7

CA7

CA7



C


A

C

A7

A^b

FA7

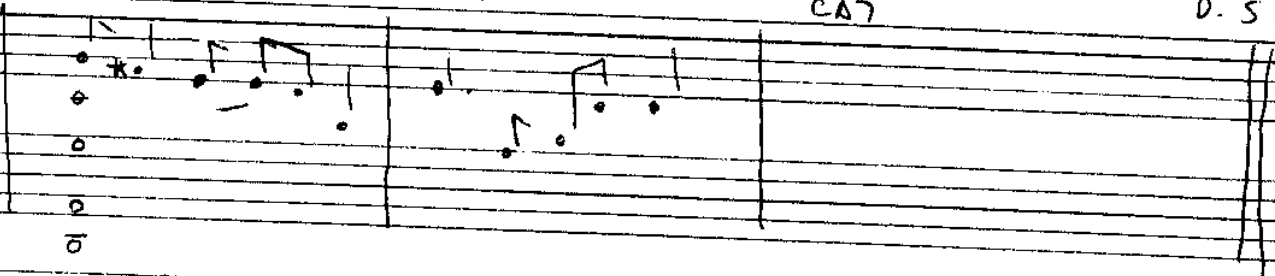


D7

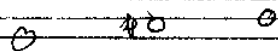

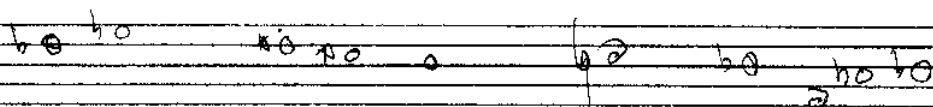



CA7

CA7




D. S.






SOMETHING



STRANGE



TITLE LESS



Handwriting practice lines showing the letter 'o' written on ruled lines. The first line shows a single 'o' on the top line. The second line shows three 'o's: one on the top line, one on the middle line, and one on the bottom line.

[illegible]

2

UNIT

2

1. 2. 3. 4. 5. 6. 7. 8. 9. 10.

6

0

0

0

0

0

0

UNIT.

0 0 10 50 10
0 40 2 0 10
30 0 0 10 0 10 20 0 20
0 0 0 10 0 20
0 10 20 30 40 50 60 70 80 90 100
10 20 30 40 50 60 70 80 90 100
20 30 40 50 60 70 80 90 100
0 10 20 30 40 50 60 70 80 90 100
0 10 20 30 40 50 60 70 80 90 100

0 10 20 30 40 50 60 70 80 90 100
0 10 20 30 40 50 60 70 80 90 100
0 10 20 30 40 50 60 70 80 90 100
0 10 20 30 40 50 60 70 80 90 100

0 10 20 30 40 50 60 70 80 90 100
0 10 20 30 40 50 60 70 80 90 100
0 10 20 30 40 50 60 70 80 90 100
0 10 20 30 40 50 60 70 80 90 100

0 10 20 30 40 50 60 70 80 90 100
0 10 20 30 40 50 60 70 80 90 100
0 10 20 30 40 50 60 70 80 90 100
0 10 20 30 40 50 60 70 80 90 100

UNTITLED




Handwritten musical notation on a five-line staff. The notation includes various note values (quarter, eighth, and sixteenth notes), rests, and accidentals (sharps and flats). A circled '1' is written above the staff, and a circled '2' is written below the staff. The notation is written in a cursive, handwritten style.

Handwritten musical notation on a five-line staff. The notation includes various note values (quarter, eighth, and sixteenth notes), rests, and accidentals (sharps and flats). The notation is written in a cursive, handwritten style.

Handwritten musical notation on a five-line staff. The notation includes various note values (quarter, eighth, and sixteenth notes), rests, and accidentals (sharps and flats). The notation is written in a cursive, handwritten style.

UNIT.

①



pick some triads

that

make ~~chords~~ out of repeated notes

209

0
0 0
0 (b 0)
2

0 b 0 0 0 0

1 1
0 0 0 0 0 0 0 0
0 0 0 0 0 0 0 0
0 0 0 0 0 0 0 0

0 0 0
0 0 0
0 0 0
0 0 0

b 0
4 bars 3 4 0 4 2 2 2 2
0 0 0 0 0 0 0 0

0 0 0 0 0 0 0 0
0 0 0 0 0 0 0 0
0 0 0 0 0 0 0 0

[illegible]